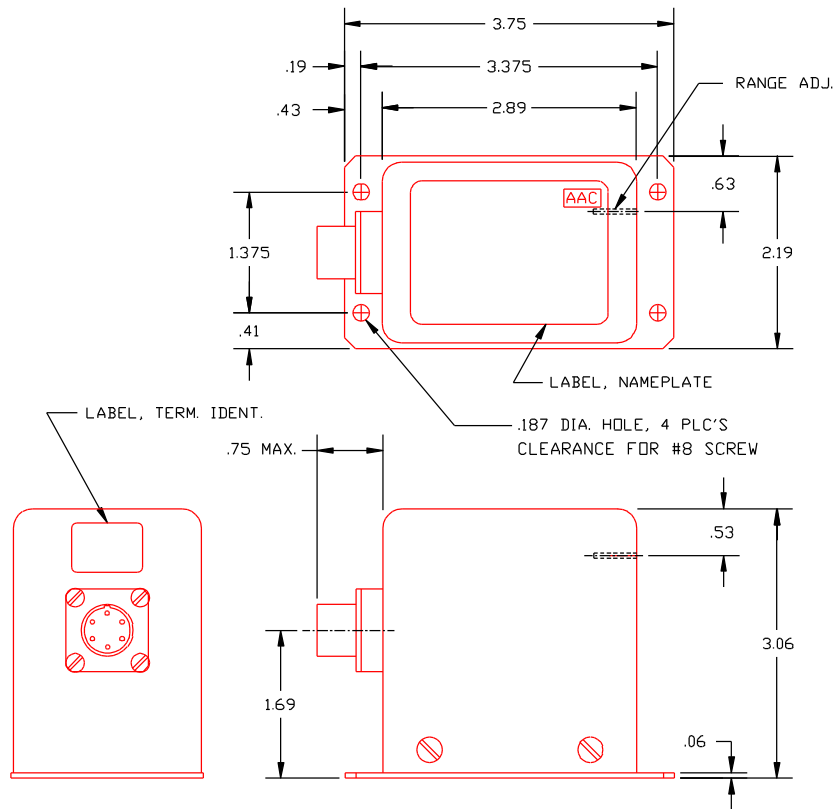


**FREQUENCY TRANSDUCER
SERIES S350L**



<u>PART NO.</u>	<u>RANGE (Hz F.S.)</u>	<u>PART NO.</u>	<u>RANGE (Hz F.S.)</u>
S350L-100.....	100	S350L-2K.....	2K
S350L-200.....	200	S350L-3K.....	3K
S350L-300.....	300	S350L-5K.....	5K
S350L-500.....	500	S350L-10K.....	10K
S350L-1K.....	1K	S350L-20K.....	20K

AC INPUT

FREQUENCY RANGES.....	See Table
SENSITIVITY, MINIMUM.....	20mV RMS 5% to 100% F.S. (sine or sq. wave)
SENSITIVITY, MAXIMUM.....	There shall be no signal output for an input signal of 5mV RMS or less over the frequency range of D.C. to 20KHz
PULSE WIDTH.....	Minimum duration must equal 20% of the period of the maximum full scale input frequency.
IMPEDANCE.....	5000 Ohms minimum
VOLTAGE RANGE.....	The max. allowable input voltage is a function of input freq. and is equal to the input freq. divided by 2 (up to a max. of 50V RMS).
INPUT.....	Transformer coupled may be connected either differentially or signal ended.
COMMON MODE REJECTION.....	60dB @ 60Hz with input connected differential.

OUTPUT

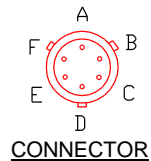
VOLTAGE SIGNAL.....	0 to 5Vdc F.S. with 5mA max. current
LINEARITY.....	±0.1% of FS freq. @ 26Vdc power
OUTPUT IMPEDANCE.....	1 Ohm max.
RIPPLE.....	<0.1% pk @ F.S. output increasing to approximately 1% pk-pk 1/10 F.S. input freq.
ADJUSTMENT.....	A trimpoint adjusts the gains such that a 5Vdc max. output may be established for freq. Input 1/2 F.S. min.
LONG TERM STABILITY.....	±0.2% F.S. per year
RESPONSE.....	30/F where F is the max. F.S. freq. To 63%
TEMPERATURE COEFFICIENT.....	±0.01%/°C of F.S. freq.

POWER SUPPLY

SUPPLY VOLTAGE.....	+22 to 30Vdc @ 120mA max.
---------------------	---------------------------



ENVIRONMENTAL AND PHYSICAL CHARACTERISTICS

OPERATING TEMPERATURE.....	-48°C to +74°C
STORAGE TEMPERATURE.....	-55°C to +85°C
ISOLATION.....	Input/Output/Power/Case
INSULATION RESISTANCE.....	100M-Ohms @ 500Vdc
VIBRATION.....	6g RMS 20Hz to 2KHz
ALTITUDE.....	Sea Level to 80,000 ft.
WEIGHT.....	3 lbs. Max.
FINISH.....	Orange paint per FED-STD-595 No. 12197 or equiv.



CONNECTOR
CONNECTOR P/N
PT02E-10-6P-023
OR EQUIV.
MATING CONNECTOR
MS3126F-10-6S

TERMINAL IDENTIFICATION

- A. SUPPLY VOLTAGE (+)
- B. SUPPLY VOLTAGE (-)
- C.  DIFFERENTIAL INPUT
- D.  OUTPUT SIGNAL (RTN)
- E. OUTPUT SIGNAL (+)

AAC	Drawing Number S350L	Rev. E
------------	---------------------------------	-------------------